

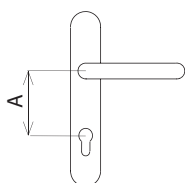
REF.	ENTRADAS	
11121/A		
11122/A		
11126M/A		
11126/A WC		
11127M/A		
11127/A WC		
11025	-	
11119	-	
11026	-	
11120	-	
11124/A ECI		
11124/A ECH		
11124/A WC		
11124K/A		
11125/A		
11123/A		

**REF. 11025** Puxador com mola compensadora.  
**REF. 11026** Manilla con muelle.  
**REF. 11119**  
**REF. 11124**  
**REF. 11125**

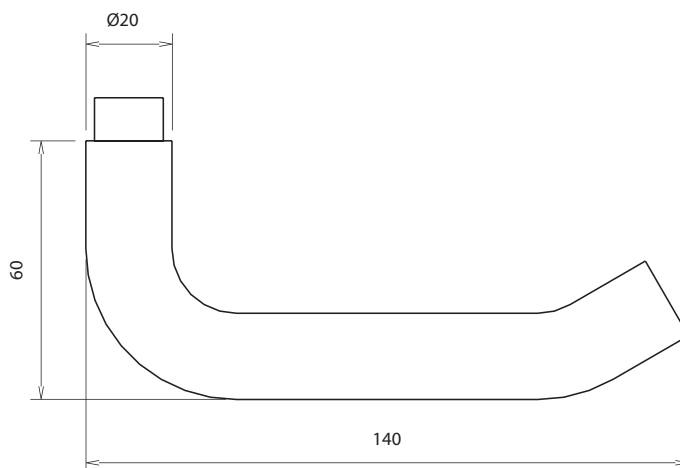
**REF. 11120** Puxador com mola compensadora,  
**REF. 11124K** punho fixo. Indicar esquerdo ou  
 direito.  
 Manilla con muelle, pomo fijo.  
 Indicar izquierdo y derecho.

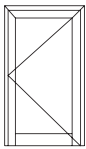
**REF. 11121** Puxador sem mola compensadora.  
**REF. 11122** Manilla sin muelle.  
**REF. 11123**

**REF. 11126** Puxador com mola compensadora.  
**REF. 11127** Manilla con muelle.



	A					
	47.5	55	70	72	85	92
	55	57	68	70	72	-
	63	70	72	85	-	-
	55	57	68	70	72	-





## Puxadores de portas Manillas de puertas

sofi®



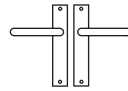











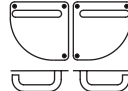


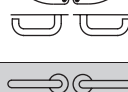






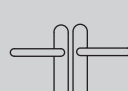


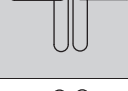


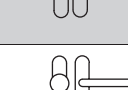


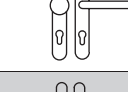


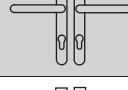


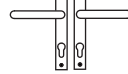


**REF. 11029** Puxador com mola compensadora.  
**REF. 11030** Manilla con muelle.  
**REF. 11128**  
**REF. 11133**  
**REF. 11134**

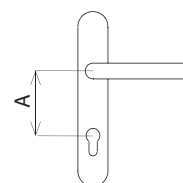
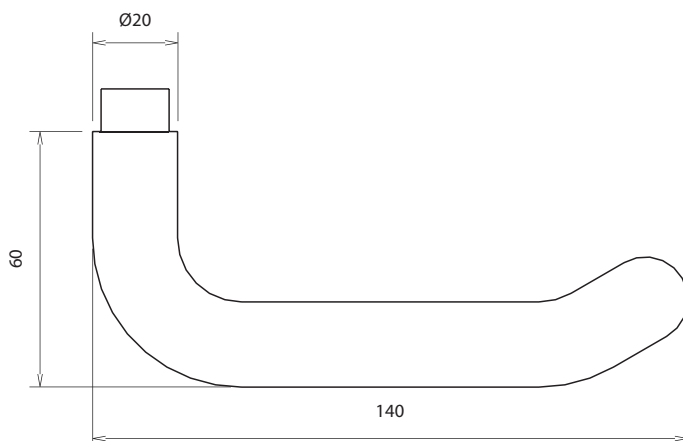
**REF. 11129** Puxador com mola compensadora,  
**REF. 11133K** punho fixo. Indicar esquerdo ou  
 direito.  
 Manilla con muelle, pomo fijo. Indicar  
 izquierdo o derecho.





**REF. 11130** Puxador sem mola compensadora.  
**REF. 11131** Manilla sin muelle.  
**REF. 11132**

**REF. 11135** Puxador com mola compensadora.  
**REF. 11136** Manilla con muelle.

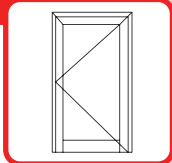
REF.	ENTRADAS
11130/A	  
11131/A	  
11135M/A	  
11135/A WC	  
11136M/A	  
11136/A WC	  
11029	- 
11128	- 
11030	- 
11129	- 
11133/A ECI	  
11133/A ECH	  
11133/A WC	  
11133K/A	  
11134/A	  
11132/A	  



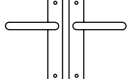


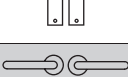





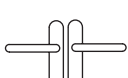


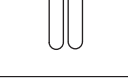


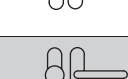


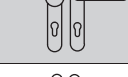


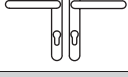



E  
1.2



	A					
	47.5	55	70	72	85	92
	55	57	68	70	72	-
	63	70	72	85	-	-
	55	57	68	70	72	-

Informações Técnicas: Capítulo E7  
 Informaciones Técnicas: Capítulo E7



REF.	ENTRADAS
11148/A	  
11149/A	  
11009	- 
11146	- 
11147	- 
11152/A ECI	  
11152/A ECH	  
11152/A WC	  
11152K/A	  
11151/A	  
11150	  

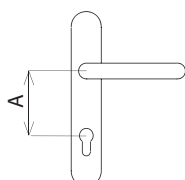
REF. 11009 Puxador com mola compensadora.  
 REF. 11146 Manilla con muelle.  
 REF. 11147  
 REF. 11151  
 REF. 11152





REF. 11152K Puxador com mola compensadora,  
 punho fixo. Indicar esquerdo ou  
 direito.  
 Manilla con muelle, pomo fijo. Indicar  
 izquierdo o derecho.

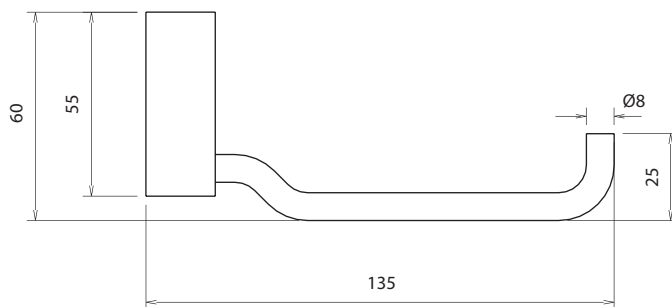
REF. 11148 Puxador sem mola compensadora.  
 REF. 11149 Manilla sin muelle.  
 REF. 11150



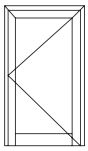
E  
1.3



	A					
	47.5	55	70	72	85	92
	55	57	68	70	72	-
	63	70	72	85	-	-
	55	57	68	70	72	-




Informações Técnicas: Capítulo E7  
 Informaciones Técnicas: Capítulo E7



## Puxadores de portas Manillas de puertas

**sofi**<sup>®</sup>



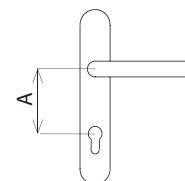
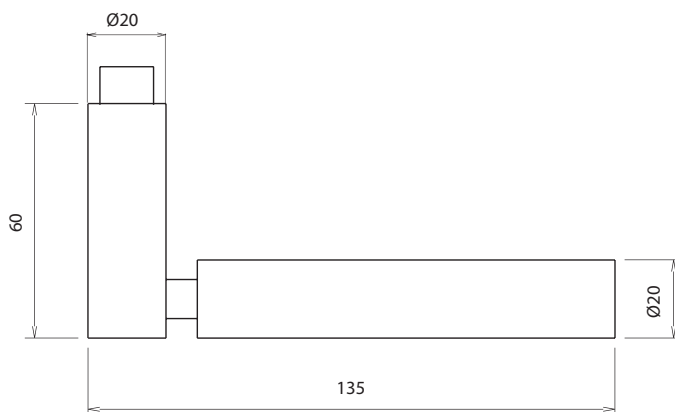
**REF. 11007** Puxador com mola compensadora.  
**REF. 11011** Manilla con muelle.  
**REF. 11103**  
**REF. 11107**  
**REF. 11108**

**REF. 11108K** Puxador com mola compensadora,  
 punho fixo. Indicar esquerdo ou  
 direito.  
 Manilla con muelle, pomo fijo. Indicar  
 izquierdo o derecho.

**REF. 11104** Puxador sem mola compensadora.  
**REF. 11105** Manilla sin muelle.  
**REF. 11106**

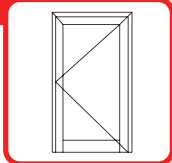
REF.	ENTRADAS	
11104/A		
11105/A		
11007	-	
11103	-	
11011	-	
11108/A ECI		
11108/A ECH		
11108/A WC		
11108K/A		
11107/A		
11106/A		

**E**  
**1.4**



	A					
	47.5	55	70	72	85	92
	55	57	68	70	72	-
	63	70	72	85	-	-
	55	57	68	70	72	-

Informações Técnicas: Capítulo E7  
 Informaciones Técnicas: Capítulo E7



REF.	ENTRADAS	
11161/A		
11162/A		
11015	-	
11159	-	
11160	-	
11165/A ECI		
11165/A ECH		
11165/A WC		
11165K/A		
11164/A		
11163/A		

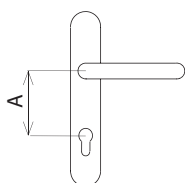


**REF. 11015** Puxador com mola compensadora.  
**REF. 11159** Manilla con muelle.  
**REF. 11160**  
**REF. 11164**  
**REF. 11165**

**REF. 11165K** Puxador com mola compensadora, punho fixo. Indicar esquerdo ou direito.  
 Manilla con muelle, pomo fijo. Indicar izquierdo o derecho.

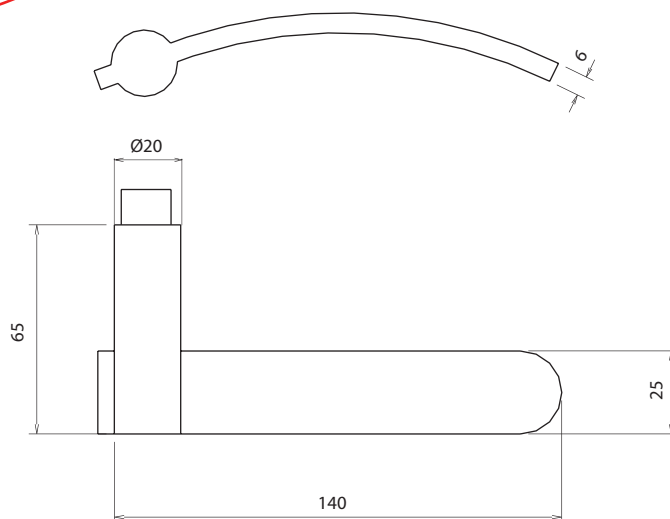
**REF. 11161** Puxador sem mola compensadora.  
**REF. 11162** Manilla sin muelle.  
**REF. 11163**

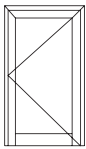
E  
1.5



	A					
	47.5	55	70	72	85	92
	55	57	68	70	72	-
	63	70	72	85	-	-
	55	57	68	70	72	-

Informações Técnicas: Capítulo E7  
 Informaciones Técnicas: Capítulo E7





## Puxadores de portas Manillas de puertas

**sofi**<sup>®</sup>



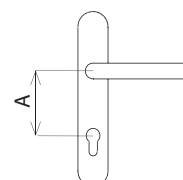
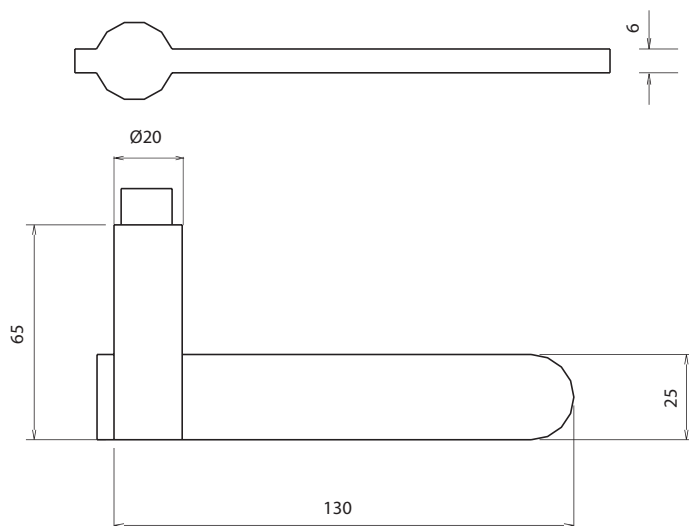
**REF. 11012** Puxador com mola compensadora.  
**REF. 11014** Manilla con muelle.  
**REF. 11153**  
**REF. 11157**  
**REF. 11158**

**REF. 11158K** Puxador com mola compensadora,  
 punho fixo. Indicar esquerdo ou  
 direito.  
 Manilla con muelle, pomo fijo. Indicar  
 izquierdo o derecho.

**REF. 11154** Puxador sem mola compensadora.  
**REF. 11155** Manilla sin muelle.  
**REF. 11156**

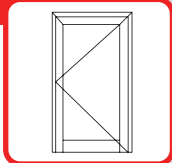
REF.	ENTRADAS	
11154/A		
11155/A		
11012	-	
11153	-	
11014	-	
11158/A ECI		
11158/A ECH		
11158/A WC		
11158K/A		
11157/A		
11156/A		

**E**  
**1.6**



		A					
		47.5	55	70	72	85	92
		55	57	68	70	72	-
		63	70	72	85	-	-
		55	57	68	70	72	-

Informações Técnicas: Capítulo E7  
 Informaciones Técnicas: Capítulo E7



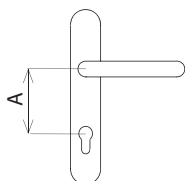
REF.	ENTRADAS	
11097/A		
11098/A		
11101M/A		
11101/A WC		
11012M/A		
11012/A WC		
10945	-	
10919	-	
10924	-	
10987	-	
11100/A ECI		
11100/A ECH		
11100/A WC		
11100K/A		
11081/A		
11099/A		

**REF. 10919** Puxador com mola compensadora.  
**REF. 10924** Manilla con muelle.  
**REF. 10945**  
**REF. 11081**  
**REF. 11100**

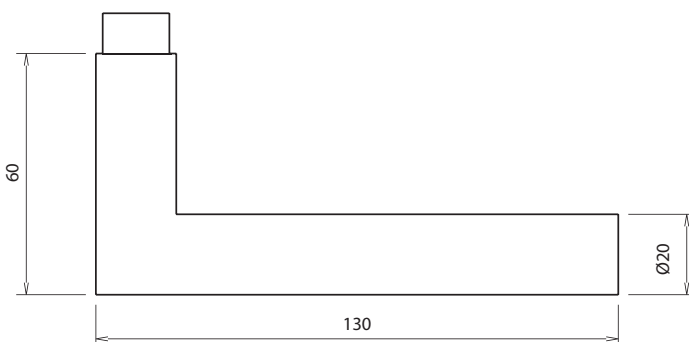
**REF. 10987** Puxador com mola compensadora,  
**REF. 11100K** punho fixo. Indicar esquerdo ou  
 direito.  
 Manilla con muelle, pomo fijo. Indicar  
 izquierdo o derecho.

**REF. 11097** Puxador sem mola compensadora.  
**REF. 11098** Manilla sin muelle.  
**REF. 11099**

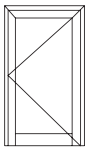
**REF. 11101** Puxador com mola compensadora.  
**REF. 11102** Manilla con muelle.



	A					
	47.5	55	70	72	85	92
	55	57	68	70	72	-
	63	70	72	85	-	-
	55	57	68	70	72	-



Informações Técnicas: Capítulo E7  
 Informaciones Técnicas: Capítulo E7



## Puxadores de portas Manillas de puertas

**sofi**<sup>®</sup>



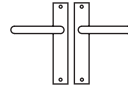


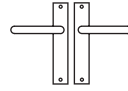


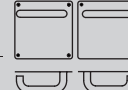


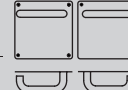


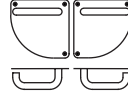


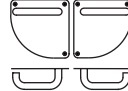



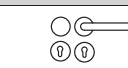


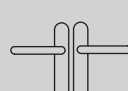


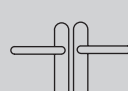


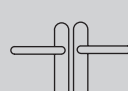


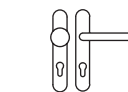


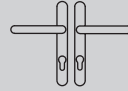


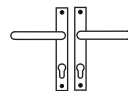


**REF. 10815** Puxador com mola compensadora.  
**REF. 10915** Manilla con muelle.  
**REF. 10920**  
**REF. 10989**  
**REF. 11077**

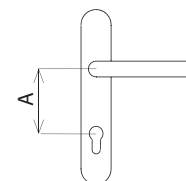
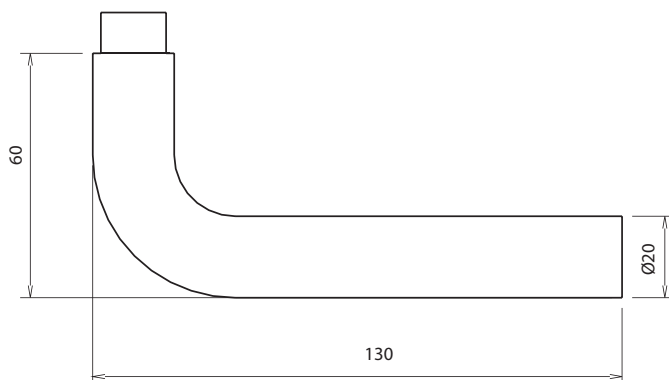
**REF. 10986** Puxador com mola compensadora,  
**REF. 10989K** punho fixo. Indicar esquerdo ou  
 direito.  
 Manilla con muelle, pomo fijo. Indicar  
 izquierdo o derecho.





**REF. 10827** Puxador sem mola compensadora.  
**REF. 10865** Manilla sin muelle.  
**REF. 10880**

**REF. 10895** Puxador com mola compensadora.  
**REF. 11013** Manilla con muelle.

REF.	ENTRADAS
10865/A	  
10880/A	  
10895M/A	  
10895/A WC	  
11013M/A	  
11013/A WC	  
10815	- 
10915	- 
10920	- 
10986	- 
10989/A ECI	  
10989/A ECH	  
10989/A WC	  
10989K/A	  
11077/A	  
10827/A	  

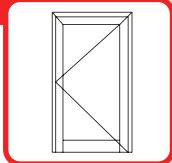
**E**  
**1.8**



	A					
	47.5	55	70	72	85	92
	55	57	68	70	72	-
	63	70	72	85	-	-
	55	57	68	70	72	-

Informações Técnicas: Capítulo E7  
 Informaciones Técnicas: Capítulo E7





REF.	ENTRADAS	
10870/A	☞ ☞	
10885/A	○ ○	
10900/A	☞ ☞	
10940M/A	☞ ☞	
10940/A WC	○ ○	
11020M/A	☞ ☞	
11020/A WC	○ ○	
10820	-	
10917	-	
10922	-	
11008	-	
11090/A ECI	☞ ☞	
11090/A ECH	☞ ☞	
11090/A WC	○ ○	
11090K/A	☞ ☞	
11091/A	☞ ☞	
10828/A	☞ ☞	



**REF. 10820** Puxador com mola compensadora.  
**REF. 10917** Manilla con muelle.

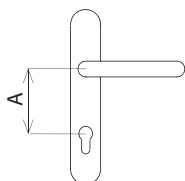
**REF. 10922**  
**REF. 11090**  
**REF. 11091**

**REF. 11008** Puxador com mola compensadora,  
**REF. 11090K** punho fixo. Indicar esquerdo ou  
direito.  
Manilla con muelle, pomo fijo. Indicar  
izquierdo o derecho.

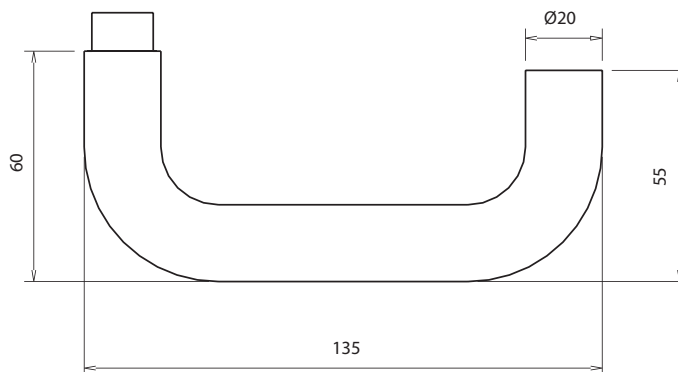
**REF. 10828** Puxador sem mola compensadora.  
**REF. 10870** Manilla sin muelle.  
**REF. 10885**

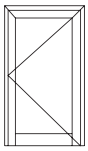
**REF. 10940** Puxador com mola compensadora.  
**REF. 11020** Manilla con muelle.

**REF. 10900** Puxador fixo.  
Manilla fija.



	A					
☞	47.5	55	70	72	85	92
☞	55	57	68	70	72	-
○	63	70	72	85	-	-
○	55	57	68	70	72	-





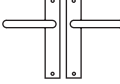








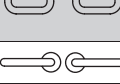






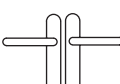


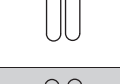


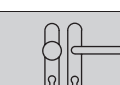


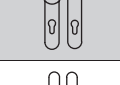


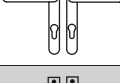





## Puxadores de portas Manillas de puertas

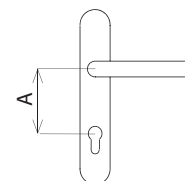
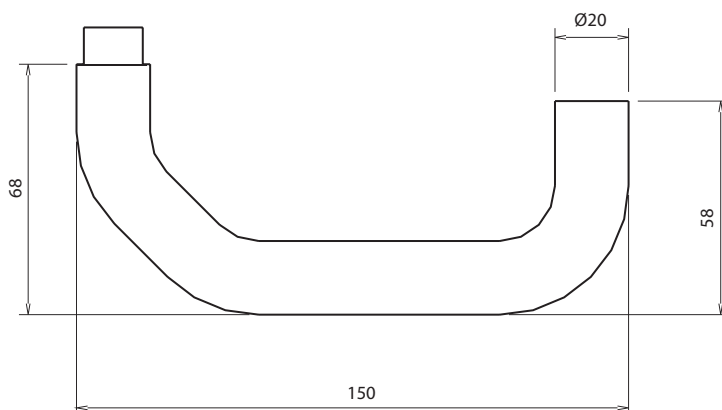
sofi®







- REF. 11046** Puxador com mola compensadora.  
**REF. 11055** Manilla con muelle.  
**REF. 11069**  
**REF. 11094**  
**REF. 11079**
- REF. 11061** Puxador com mola compensadora,  
**REF. 11094K** punho fixo. Indicar esquerdo ou  
 direito.  
 Manilla con muelle, pomo fijo. Indicar  
 izquierdo o derecho.
- REF. 11028** Puxador sem mola compensadora.  
**REF. 11062** Manilla sin muelle.  
**REF. 11064**
- REF. 11095** Puxador com mola compensadora.  
 Manilla con muelle.

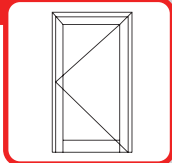
REF.	ENTRADAS
11062/A	  
11028/A	  
11095M/A	  
11095/A WC	  
11055	- 
11046	- 
11069	- 
11061	- 
11094/A ECI	  
11094/A ECH	  
11094/A WC	  
11094K/A	  
11079/A	  
11064/A	  

E  
1.10



	A					
	47.5	55	70	72	85	92
	55	57	68	70	72	-
	63	70	72	85	-	-
	55	57	68	70	72	-

Informações Técnicas: Capítulo E7  
 Informaciones Técnicas: Capítulo E7



REF.	ENTRADAS	
11139/A		
11140/A		
11144M/A		
11144/A WC		
11145M/A		
11145/A WC		
11016	-	
11137	-	
11017	-	
11138	-	
11142/A ECI		
11142/A ECH		
11142/A WC		
11142K/A		
11143/A		
11141/A		



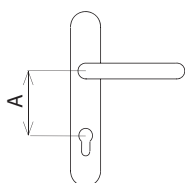
**REF. 11016** Puxador com mola compensadora.  
**REF. 11017** Manilla con muelle..  
**REF. 11137**  
**REF. 11142**  
**REF. 11143**

**REF. 11138** Puxador com mola compensadora,  
**REF. 11142K** punho fixo. Indicar esquerdo ou  
 Manilla con muelle, pomo fijo. Indicar  
 izquierdo o derecho.

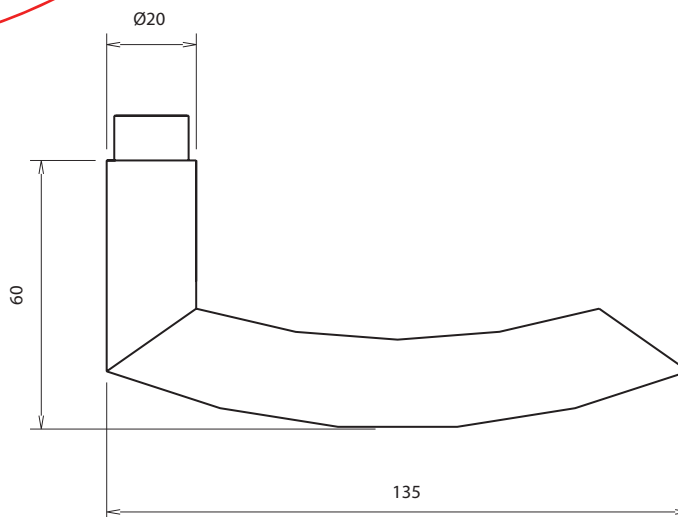
**REF. 11139** Puxador sem mola compensadora.  
**REF. 11140** Manilla sin muelle.  
**REF. 11141**

**REF. 11144** Puxador com mola compensadora.  
**REF. 11145** Manilla con muelle.

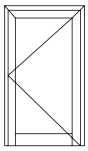
E  
1.11



	A					
	47.5	55	70	72	85	92
	55	57	68	70	72	-
	63	70	72	85	-	-
	55	57	68	70	72	-



Informações Técnicas: Capítulo E7  
 Informaciones Técnicas: Capítulo E7



## Puxadores de portas Manillas de puertas

**sofi**<sup>®</sup>


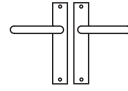



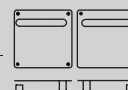



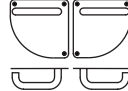

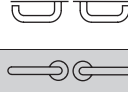





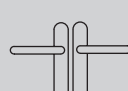



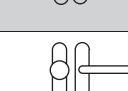

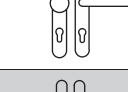

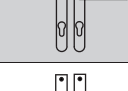

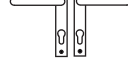


**REF. 11021** Puxador com mola compensadora.  
**REF. 11027** Manilla con muelle.  
**REF. 11032**  
**REF. 11068**  
**REF. 11080**

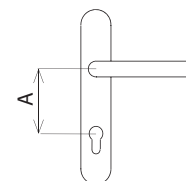
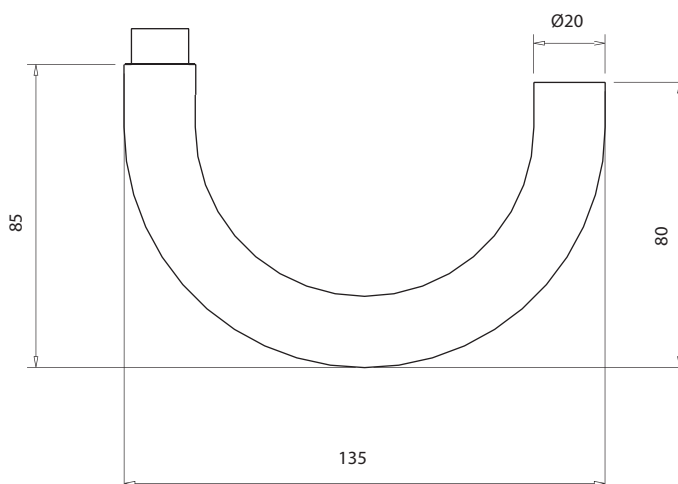
**REF. 11022** Puxador com mola compensadora,  
**REF. 11032K** punho fixo. Indicar esquerdo ou  
direito.  
Manilla con muelle, pomo fijo. Indicar  
izquierdo o derecho





**REF. 11023** Puxador sem mola compensadora.  
**REF. 11024** Manilla sin muelle.  
**REF. 11031**

**REF. 11033** Puxador com mola compensadora.  
**REF. 11034** Manilla con muelle.

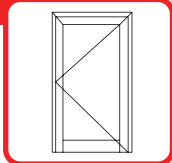
REF.	ENTRADAS
11023/A	 
11024/A	 
11033M/A	 
11033/A WC	 
11034M/A	 
11034/A WC	 
11027	- 
11021	- 
11068	- 
11022	- 
11032/A ECI	 
11032/A ECH	 
11032/A WC	 
11032K/A	 
11080/A	 
11031/A	 

**E**  
**1.12**



	A					
	47.5	55	70	72	85	92
	55	57	68	70	72	-
	63	70	72	85	-	-
	55	57	68	70	72	-

Informações Técnicas: Capítulo E7  
Informaciones Técnicas: Capítulo E7



REF.	ENTRADAS	
11112/A		
11113/A		
11117M/A		
11117/A WC		
11118M/A		
11118/A WC		
11018	-	
11109	-	
11019	-	
11110	-	
11115/A ECI		
11115/A ECH		
11115/A WC		
11115K/A		
11116/A		
11114/A		

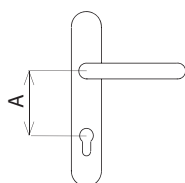


**REF. 11109** Puxador com mola compensadora.  
**REF. 11018** Manilla con muelle.  
**REF. 11019**  
**REF. 11115**  
**REF. 11116**

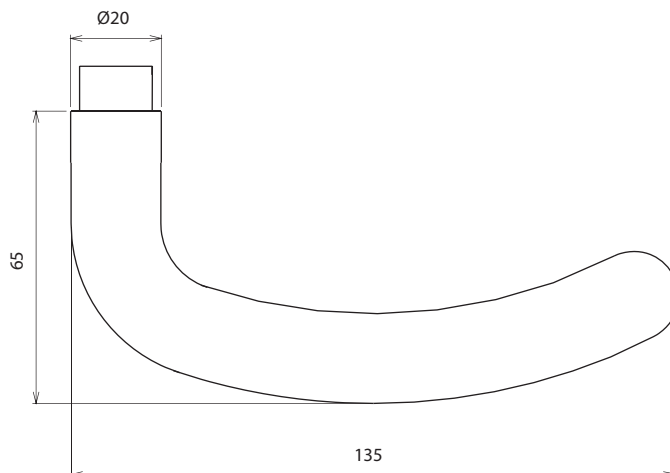
**REF. 11110** Puxador com mola compensadora,  
**REF. 11115K** punho fixo. Indicar esquerdo ou  
 direito.  
 Manilla con muelle, pomo fijo. Indicar  
 izquierdo o derecho.

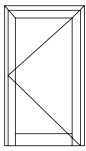
**REF. 11112** Puxador sem mola compensadora.  
**REF. 11113** Manilla sin muelle.  
**REF. 11114**

**REF. 11117** Puxador com mola compensadora.  
**REF. 11118** Manilla con muelle.



	A					
	47.5	55	70	72	85	92
	55	57	68	70	72	-
	63	70	72	85	-	-
	55	57	68	70	72	-





## Puxadores de portas Manillas de puertas

**sofi**<sup>®</sup>


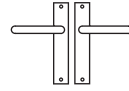



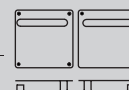



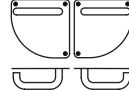





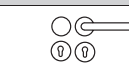

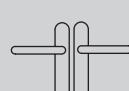





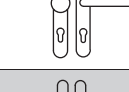

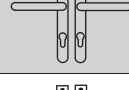

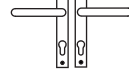


**REF. 10810** Puxador com mola compensadora.  
**REF. 10916** Manilla con muelle.  
**REF. 10921**  
**REF. 10988**  
**REF. 11078**

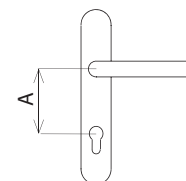
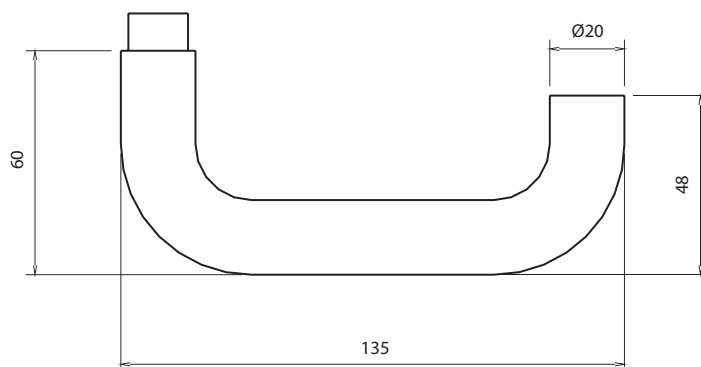
**REF. 10985** Puxador com mola compensadora,  
**REF. 10988K** punho fixo. Indicar esquerdo ou  
direito.  
Manilla con muelle, pomo fijo. Indicar  
izquierdo o derecho.





**REF. 10860** Puxador sem mola compensadora.  
**REF. 10875** Manilla sin muelle.  
**REF. 10826**

**REF. 10890** Puxador com mola compensadora.  
**REF. 11010** Manilla con muelle.

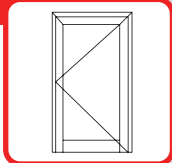
REF.	ENTRADAS
10860/A	 
10875/A	 
10890M/A	 
10890/A WC	 
11010M/A	 
11010/A WC	 
10810	- 
10916	- 
10921	- 
10985	- 
10988/A ECI	 
10988/A ECH	 
10988/A WC	 
10988K/A	 
11078/A	 
10826/A	 

**E**  
**1.14**



	A					
	47.5	55	70	72	85	92
	55	57	68	70	72	-
	63	70	72	85	-	-
	55	57	68	70	72	-

Informações Técnicas: Capítulo E7  
Informaciones Técnicas: Capítulo E7

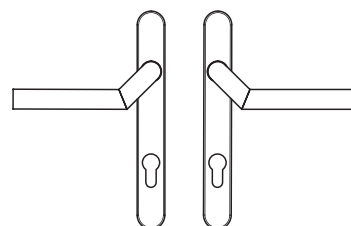


**REF. 11401/1 ESQ**  
Puxador esquerdo para portas de batente.  
Manilla izquierda para puertas de batiente.

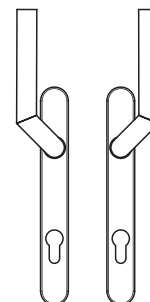
**REF. 11401/2 DIR**  
Puxador direito para portas de batente.  
Manilla derecha para puertas de batiente.

**REF. 11401/3 ESQ**  
Puxador fixo esquerdo para portas de correr.  
Manilla fija izquierda para puertas correderas.

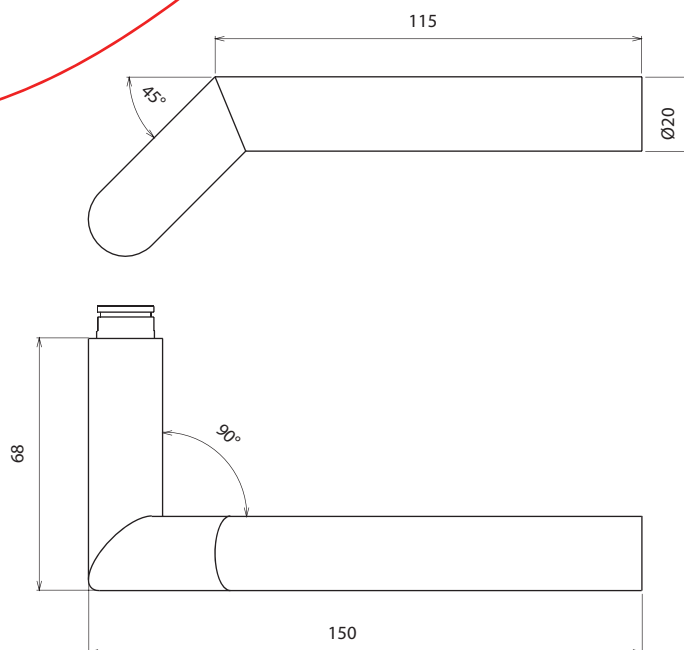
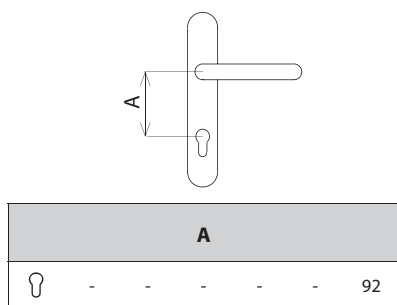
**REF. 11401/4 DIR**  
Puxador fixo direito para portas de correr.  
Manilla fija derecha para puertas correderas.

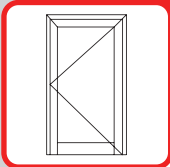


**11401/1 ESQ**    **11401/2 DIR**



**11401/3 ESQ**    **11401/4 DIR**





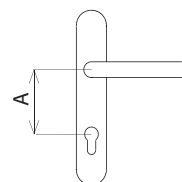
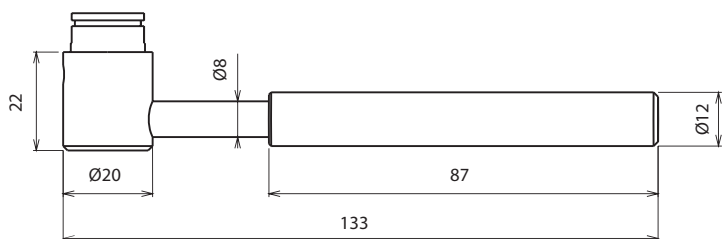
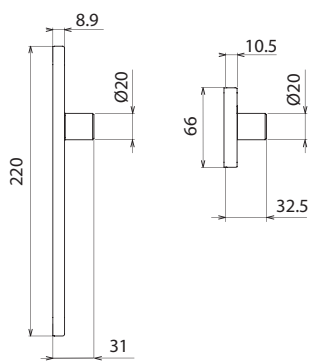
**Puxadores de portas**  
**Manillas de puertas**

REF.	ENTRADAS	
11431	-	
11432	-	
11433/A ECI		

- REF. 11431** Puxador baixo com mola compensadora.
- REF. 11432** Puxador baixo com mola compensadora.
- REF. 11433** Manilla baja con muelle.



**E**  
**1.16**



A					
	-	-	-	-	85 92